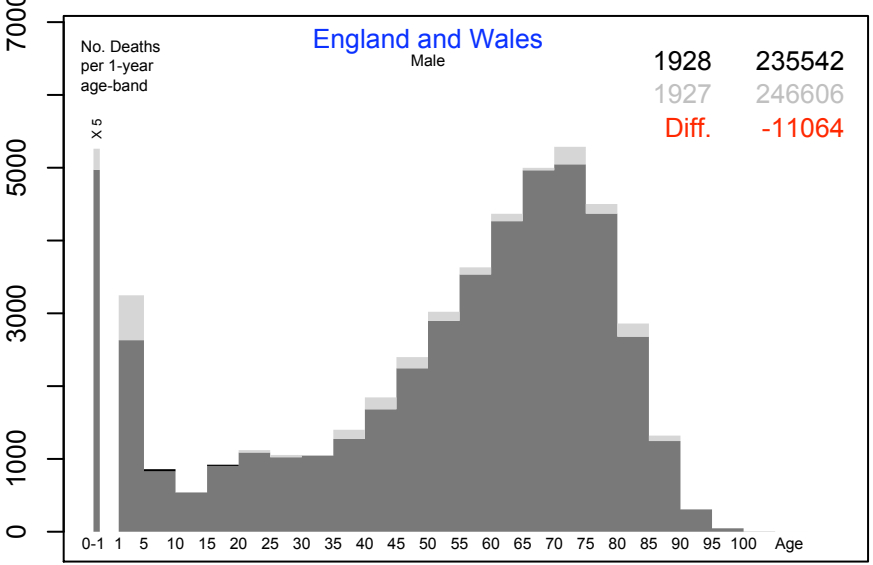
England and Wales
Male
No. Deaths
per 1-year
age-band
1928 235542
1927 246606
Diff. -11064
X 5
0 1000 3000 5000 7000
0-1 1 5 10 15 20 25 30 35 40 45 50 55 60 65 70 75 80 85 90 95 100 Age

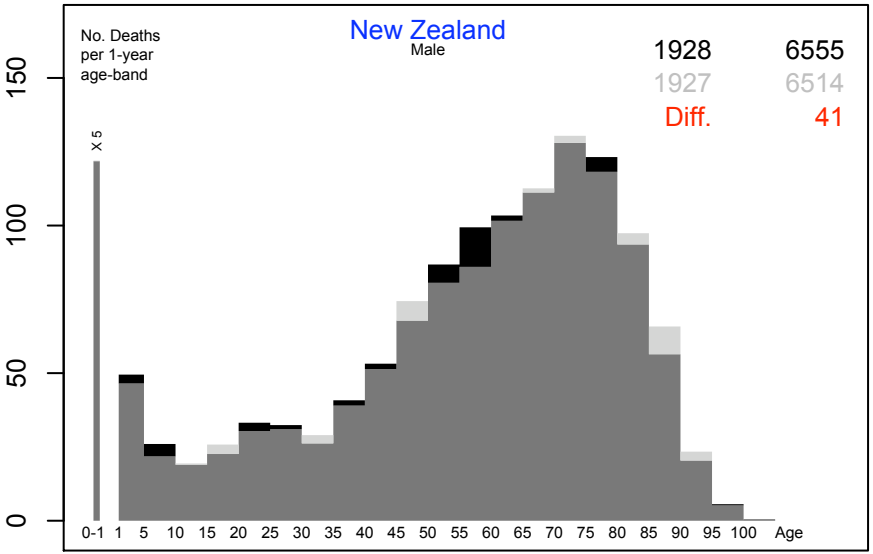
New Zealand
Male
No. Deaths
per 1-year
age-band
1928 6555
1927 6514
Diff. 41
X 5
0 50 100 150
0-1 1 5 10 15 20 25 30 35 40 45 50 55 60 65 70 75 80 85 90 95 100 Age

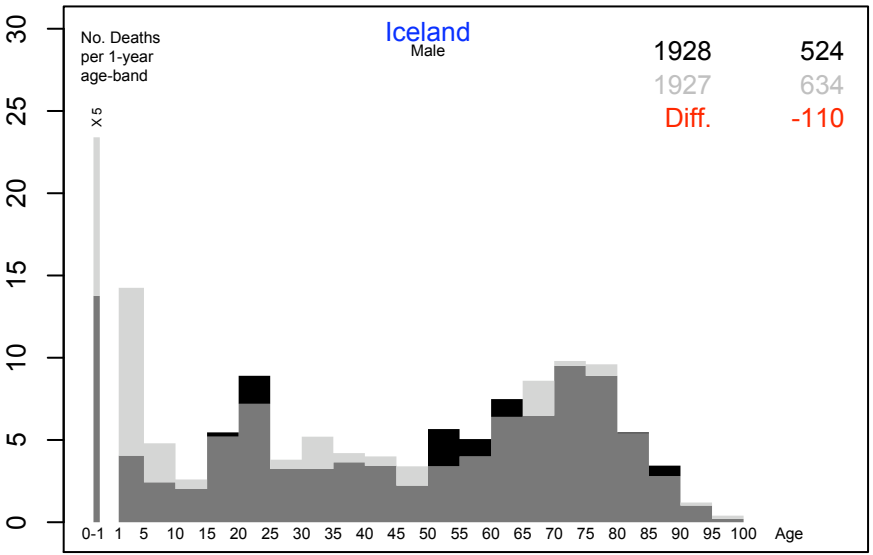
Iceland
Male
No. Deaths
per 1-year
age-band
1928 524
1927 634
Diff. -110
X 5
0 5 10 15 20 25 30
0-1 1 5 10 15 20 25 30 35 40 45 50 55 60 65 70 75 80 85 90 95 100 Age

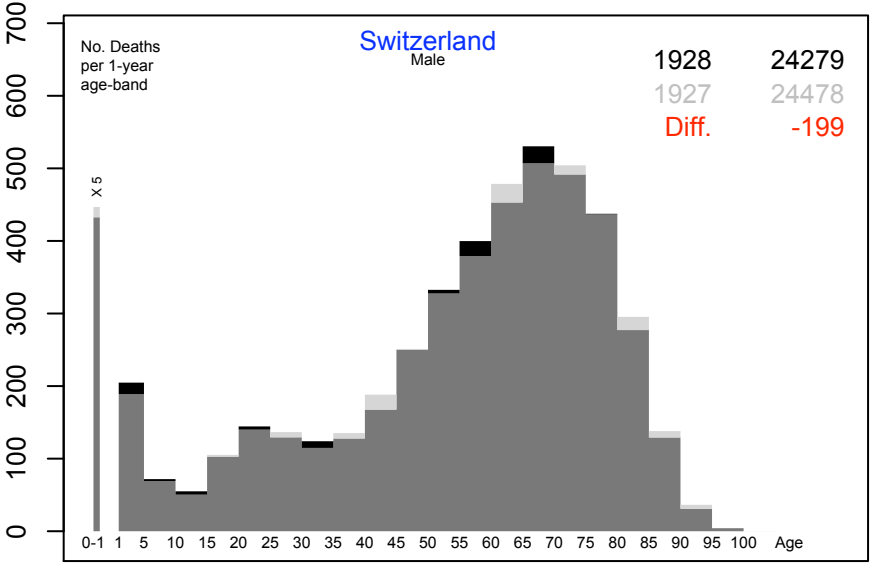
Switzerland
Male
No. Deaths
per 1-year
age-band
1928 24279
1927 24478
Diff. -199
X 5
0 100 200 300 400 500 600 700
0-1 1 5 10 15 20 25 30 35 40 45 50 55 60 65 70 75 80 85 90 95 100 Age